



DISEASE EPIDEMIOLOGY PROGRAM

Acute Respiratory Disease Surveillance Summary

Ft Benning: 04 April 2019 – 04 April 2020

DEFINITIONS:

ARD Rate=(ARD cases/Trainees) *100

ADV = Adenovirus

Strep Rate=(Strep Cultures (+))/Cultures) *100

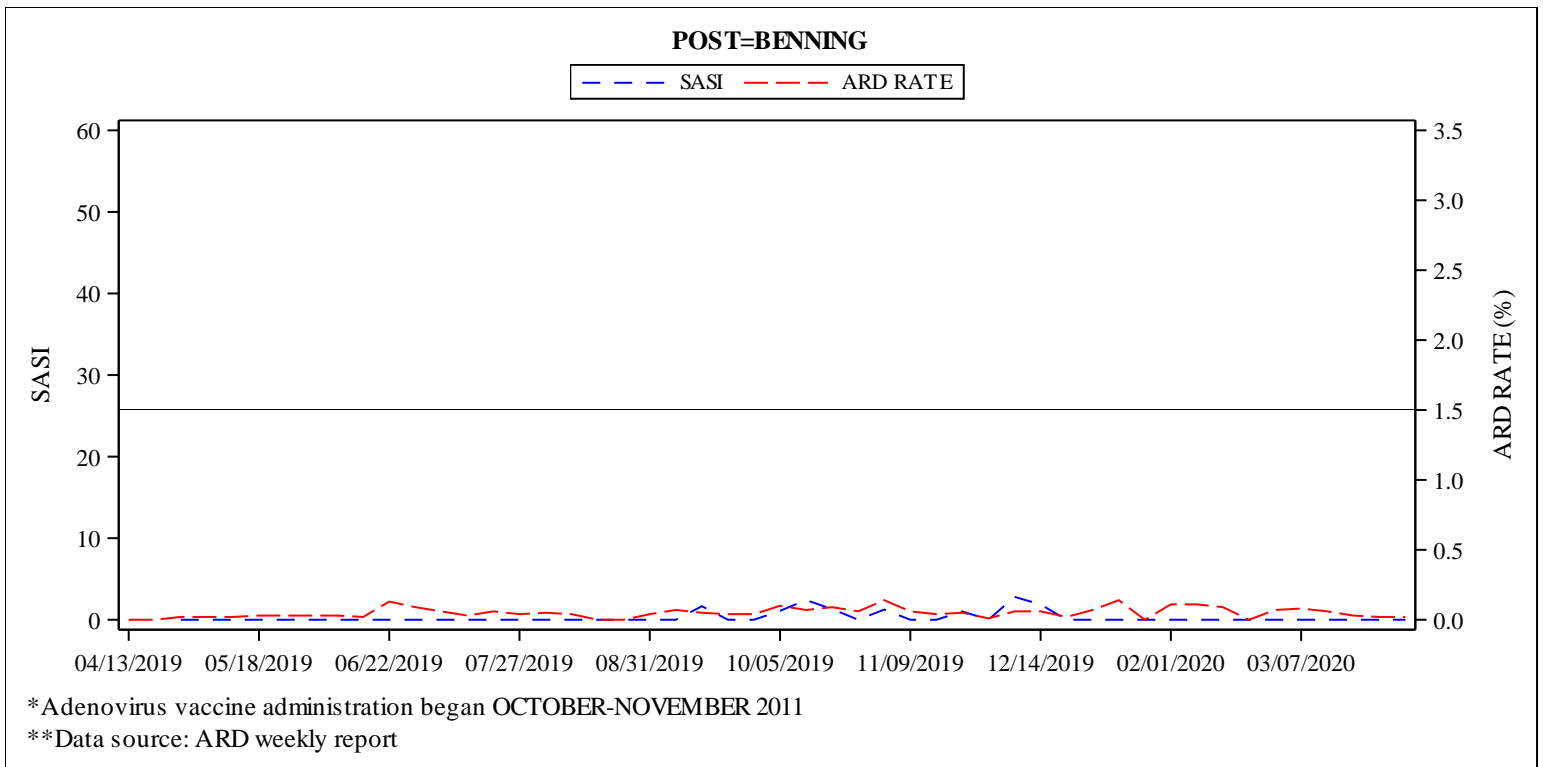
Strep-ARD Surveillance Index (SASI)=(ARD Rate*Strep Rate)

Strep Testing Compliance (STC) =% of ARD cases tested for Strep at each site (those sites highlighted red are at less than 60% compliance)

NOTE: All installations have achieved full ADV coverage.

	ARD Rate	SASI	STC
Benning	0.02 (N)	0.00 (N)	100%
Leonard Wood	0.06 (I)	0.00 (N)	50%
Jackson	0.02 (D)	0.00 (N)	100%
Sill	0.00 (D)	0.00 (N)	N/A

Summary comparison to previous week
 I = Increase D = Decrease N = No Change N/A = Undefined



Males			
Unit Strength	ARD Cases	Strep Test Done	Strep Positive
8209	2	2	0

Females			
Unit Strength	ARD Cases	Strep Test Done	Strep Positive
179	0	0	0



DISEASE EPIDEMIOLOGY PROGRAM Acute Respiratory Disease Surveillance Summary

Ft Leonard Wood: 04 April 2019 – 04 April 2020

DEFINITIONS:

ARD Rate=(ARD cases/Trainees) *100

ADV = Adenovirus

Strep Rate=(Strep Cultures (+)/Cultures) *100

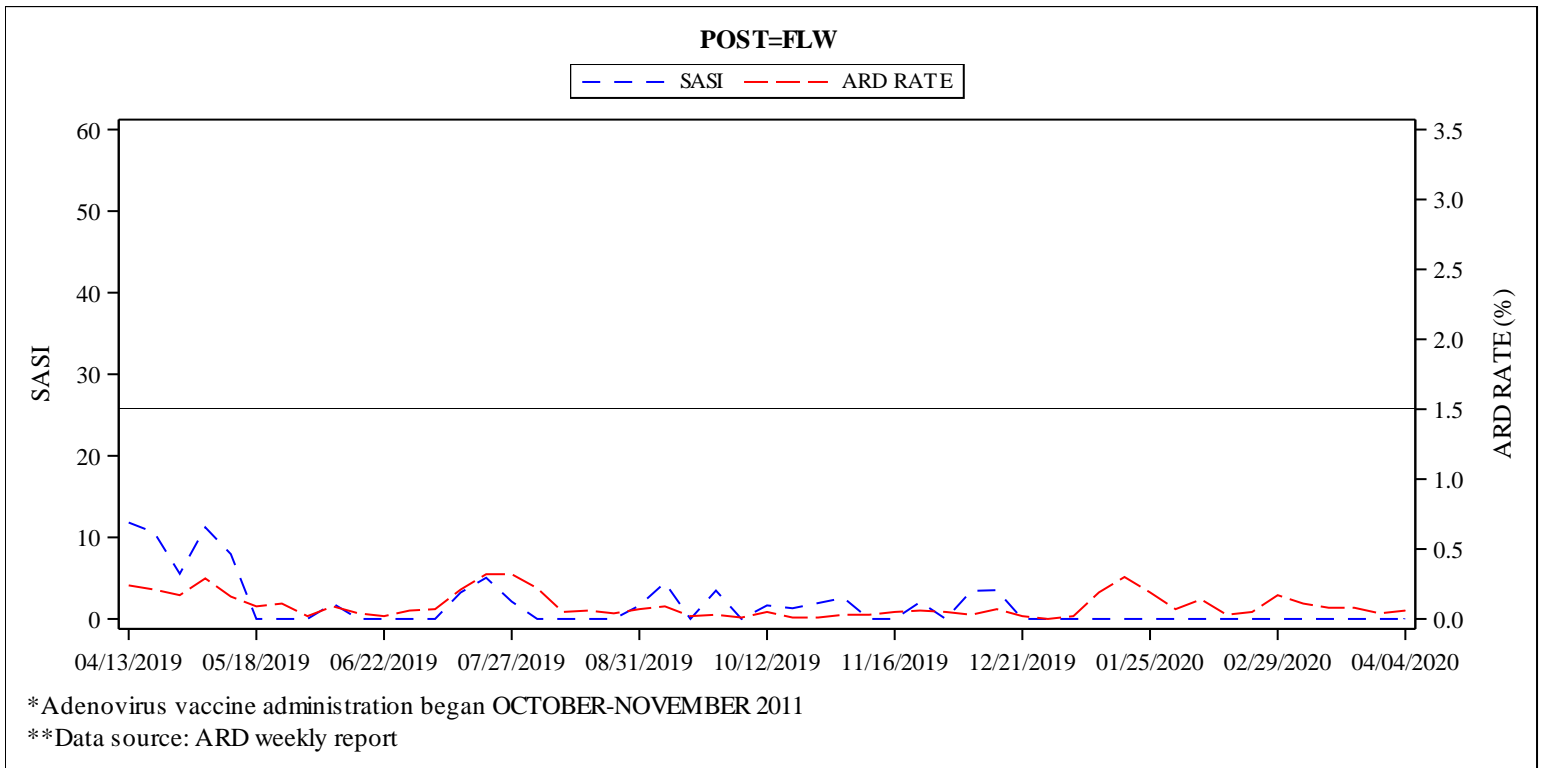
Strep-ARD Surveillance Index (SASI)=(ARD Rate*Strep Rate)

Strep Testing Compliance (STC) =% of ARD cases tested for Strep at each site (those sites highlighted red are at less than 60% compliance)

NOTE: All installations have achieved full ADV coverage.

	ARD Rate	SASI	STC
Benning	0.02 (N)	0.00 (N)	100%
Leonard Wood	0.06 (I)	0.00 (N)	50%
Jackson	0.02 (D)	0.00 (N)	100%
Sill	0.00 (D)	0.00 (N)	N/A

Summary comparison to previous week
I = Increase D = Decrease N = No Change N/A = Undefined



Males			
Unit Strength	ARD Cases	Strep Test Done	Strep Positive
5158	2	2	0

Females			
Unit Strength	ARD Cases	Strep Test Done	Strep Positive
1818	2	0	0

If you have questions, comments or suggestions about this report, please contact us at (410) 436-4655 or [Email Disease Epidemiology](#)

APPROVED FOR PUBLIC RELEASE, DISTRIBUTION UNLIMITED



DISEASE EPIDEMIOLOGY PROGRAM

Acute Respiratory Disease Surveillance Summary

Ft Jackson: 04 April 2019 – 04 April 2020

DEFINITIONS:

ARD Rate=(ARD cases/Trainees) *100

ADV = Adenovirus

Strep Rate=(Strep Cultures (+)/Cultures) *100

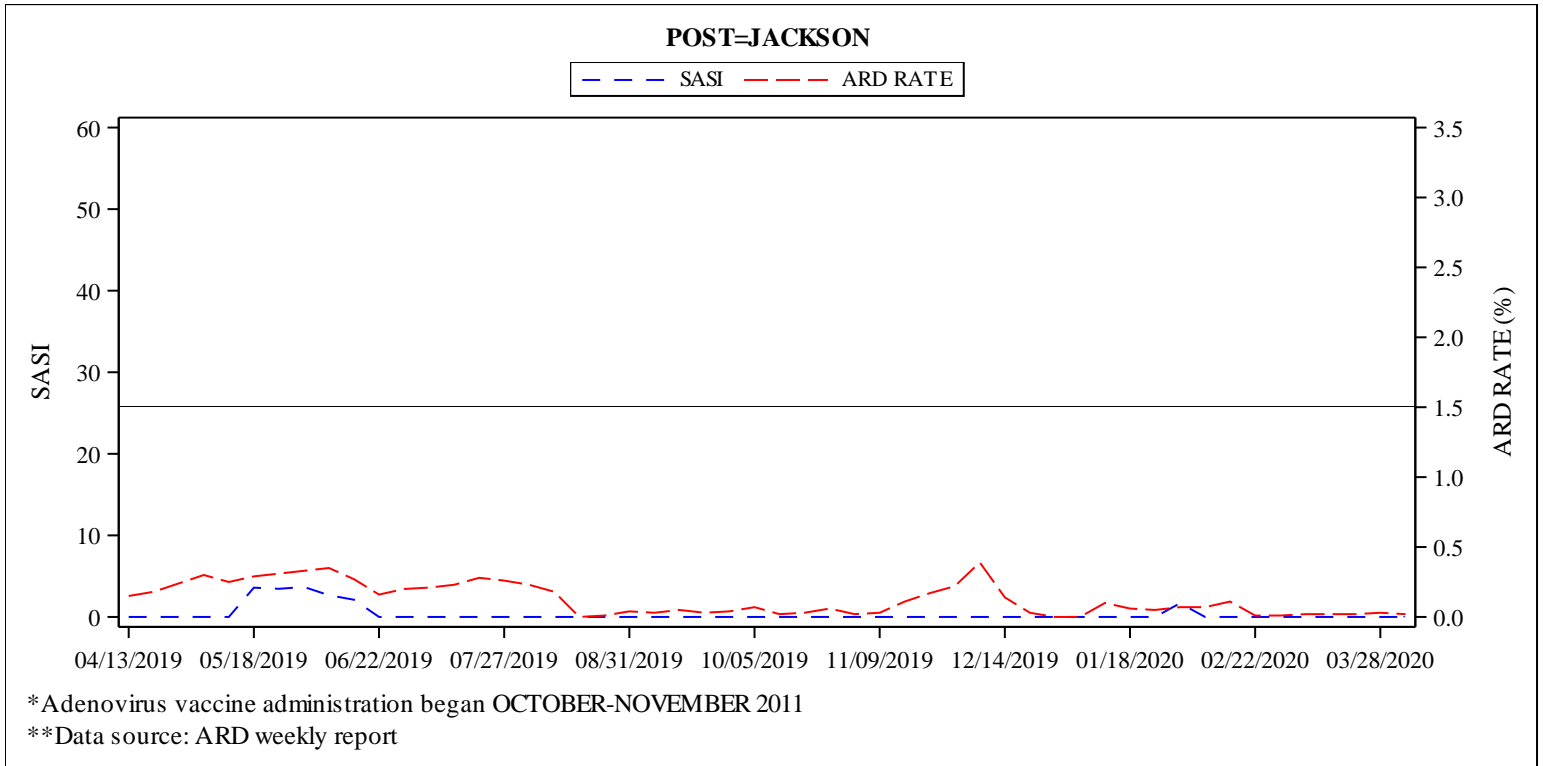
Strep-ARD Surveillance Index (SASI)=(ARD Rate*Strep Rate)

Strep Testing Compliance (STC) =% of ARD cases tested for Strep at each site (those sites highlighted red are at less than 60% compliance)

NOTE: All installations have achieved full ADV coverage.

	ARD Rate	SASI	STC
Benning	0.02 (N)	0.00 (N)	100%
Leonard Wood	0.06 (I)	0.00 (N)	50%
Jackson	0.02 (D)	0.00 (N)	100%
Sill	0.00 (D)	0.00 (N)	N/A

Summary comparison to previous week
 I = Increase D = Decrease N = No Change N/A = Undefined



Males			
Unit Strength	ARD Cases	Strep Test Done	Strep Positive
6705	2	2	0

Females			
Unit Strength	ARD Cases	Strep Test Done	Strep Positive
2618	0	0	0



DISEASE EPIDEMIOLOGY PROGRAM

Acute Respiratory Disease Surveillance Summary

Ft Sill: 04 April 2019 – 04 April 2020

DEFINITIONS:

ARD Rate=(ARD cases/Trainees) *100

ADV = Adenovirus

Strep Rate=(Strep Cultures (+)/Cultures) *100

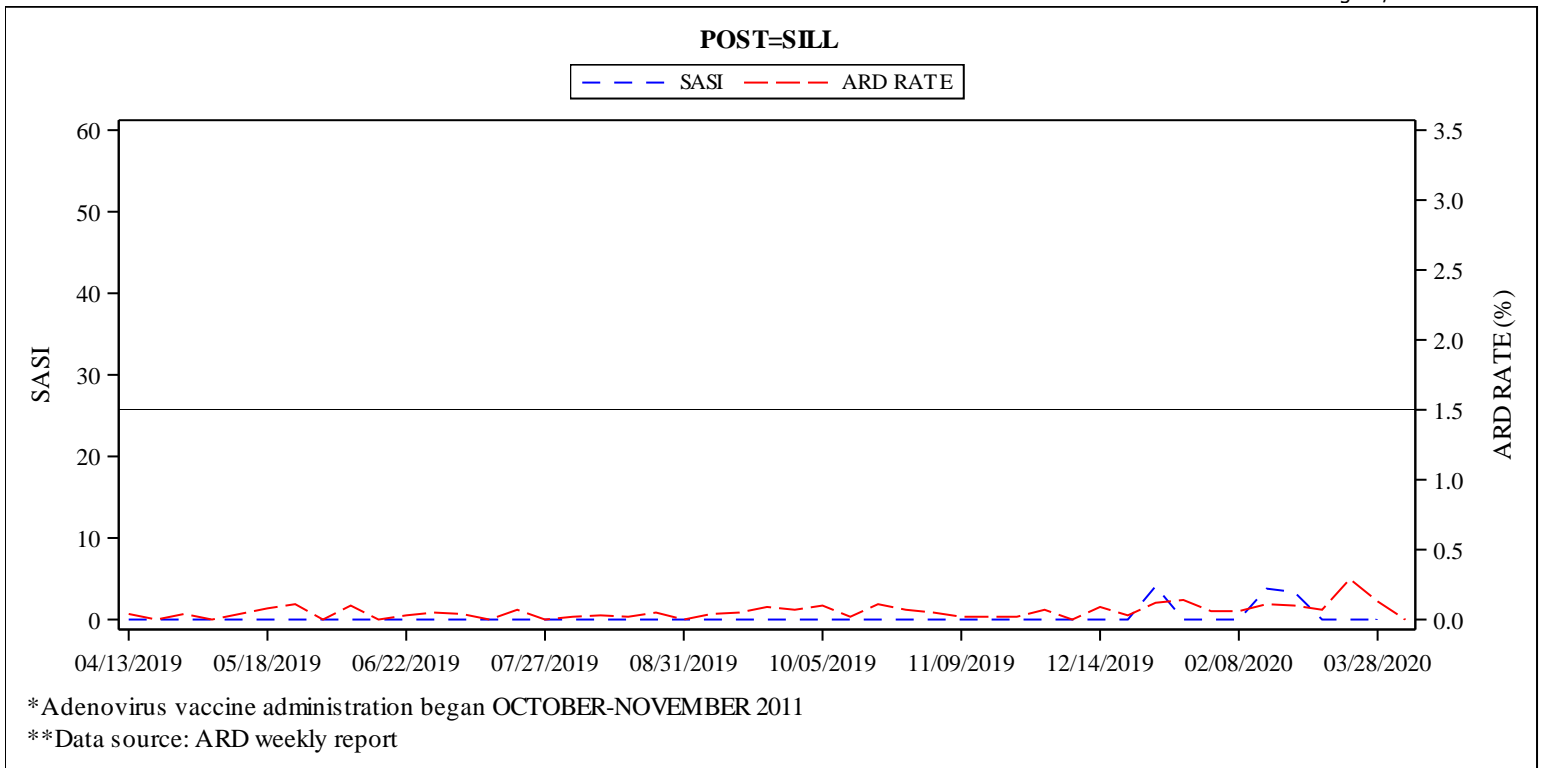
Strep-ARD Surveillance Index (SASI)=(ARD Rate*Strep Rate)

Strep Testing Compliance (STC) =% of ARD cases tested for Strep at each site (those sites highlighted red are at less than 60% compliance)

NOTE: All installations have achieved full ADV coverage.

	ARD Rate	SASI	STC
Benning	0.02 (N)	0.00 (N)	100%
Leonard Wood	0.06 (I)	0.00 (N)	50%
Jackson	0.02 (D)	0.00 (N)	100%
Sill	0.00 (D)	0.00 (N)	N/A

Summary comparison to previous week
 I = Increase D = Decrease N = No Change N/A = Undefined



Males			
Unit Strength	ARD Cases	Strep Test Done	Strep Positive
2029	0	0	0

Females			
Unit Strength	ARD Cases	Strep Test Done	Strep Positive
807	0	0	0